


# KLT304X & KLT306X & KLT308X DIP4 ZERO-CROSS TRIAC DRIVER PHOTOCOUPLER

DIP4 过零双向可控硅驱动光耦



\* 本文档中包含的信息反映了具有代表性的使用场景，仅供技术参考。

The information contained in this document reflects representative usage scenarios and is intended for technical reference only.

\* 本文档中提到的产品型号和规格如有更改或改进，恕不另行通知。在生产使用之前，客户应参考产品规格书的最新数据表。

Product models and specifications mentioned in this document are subject to change or improvement without notice. Customers should refer to the latest data sheets in the product specifications prior to production use.

\* 在使用本文档中引用的产品时，请确保产品在数据手册中规定的环境和电气限制范围内运行。如果客户使用超过指定的限制，晶台将不会对任何后续问题负责。

When using the products referenced in this document, ensure that the products are operated within the environmental and electrical limits specified in the data sheet. If the customer uses the product beyond the specified limits, Kinglight will not be responsible for any subsequent problems.

\* 本文档中的信息适用于电子元器件应用中的典型用法。如有任何特殊用途，请向晶台咨询，以获得进一步的帮助。

The information in this document applies to typical use in electronic component applications. For special applications, please contact Kinglight for further assistance.

\* 未经晶台允许，不得复制或转载本文件的内容和信息。对于最新的信息，请参考官方网站 [Http://www.kinglight-semi.com](http://www.kinglight-semi.com)。

The contents and information in this document may not be copied or reproduced without the permission of Kinglight. For the latest information, please visit the official website [Http://www.kinglight-semi.com](http://www.kinglight-semi.com).

## 1. 产品特点 Product features

- 无卤素 (溴<900ppm, 氯<900ppm, 溴+氯<1500ppm)  
Halogens free (Br < 900ppm, Cl < 900ppm, Br+Cl < 1500ppm)
- 峰值击穿电压 Peak breakdown voltage  
KLT304X: 400V  
KLT306X: 600V  
KLT308X: 800V
- 输入与输出间高隔离电压(Viso=5000 V rms)  
High isolation voltage between inputs and output (Viso=5000 V rms)
- 过零电压 Zero voltage crossing
- 符合欧盟REACH法规 Compliance with EU REACH
- 无Pb且符合ROHS标准 Pb free and RoHS compliant

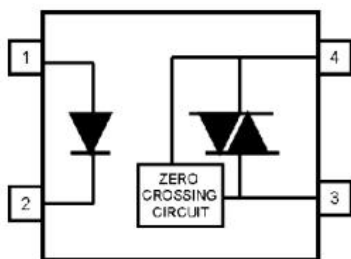
## 2. 产品描述 Product Description

- KLT304X, KLT306X, KLT308X 系列由一个砷化镓红外发射二极管和一个单晶硅芯片的过零光电双向晶闸管组成的可控硅光电耦合器  
The KLT304X, KLT306X, KLT308X series of devices consist of a GaAs infrared emitting diode optically coupled to a monolithic silicon zero voltage crossing photo triac.
- 它被设计用于与分立功率双向可控硅开关配合使用, 将逻辑系统连接到由 110 至 380 VAC 线路供电的设备, 如固态继电器、工业控制装置、电机、螺线管和消费电器  
They are designed for use with a discrete power triac in the interface of logic systems to equipment powered from 110 to 380 VAC lines, such as solid-state relays, industrial controls, motors, solenoids and consumer appliances.

## 3. 产品应用 Product Applications

- 电磁阀/阀门控制器 Solenoid/valve controls
- 灯光控制 Light controls
- 静态电源开关 Static power switch
- 交流电机驱动器 AC motor drivers
- 电动机接触器 E.M. contactors
- 温度控制器 Temperature controls
- 交流电机启动器 AC Motor starters

## 4. 功能图 Functional Diagram



引脚配置 Pin Configuration

1. 阳极Anode
2. 阴极Cathode
3. 终端Terminal
4. 终端Terminal

## 5. 光电特性 Electrical-Optical characteristics

• 最大限度额定值(温度=25°C) Absolute Maximum Ratings(Ta=25°C)

参数 Parameter		符号 Symbol	额定值 Rated Value	单位 Unit
输入 Input	正向电流 Forward current	$I_F$	60	mA
	反向电压 Reverse voltage	$V_R$	6	V
	功耗 Power dissipation	$P_D$	100	mW
输出 Output	断态输出端电压 Off-state Output Terminal Voltage	$V_{DRM}$	KLT304X 400	V
			KLT306X 600	
			KLT308X 800	
	峰值重复浪涌电流 Peak Repetitive Surge Current	$I_{TSM}$	1	A
	功耗 Power dissipation	$P_C$	300	mW
总消耗功率 Total Power dissipation		$P_{TOT}$	330	mW
隔离电压 (1*) Isolation Voltage		$V_{iso}$	5000	Vrms
工作温度 Operating temperature		$T_{OPR}$	-55 to +100	°C
储存温度 Storage temperature		$T_{STG}$	-55 to +125	°C
焊接温度 (2*) Soldering temperature		$T_{SOL}$	260	°C

附注 (Notes):

1\* 交流电源1分钟内, 相对湿度在40~60%RH环境下, 隔离电压测试时, 1&2脚短接, 3&4脚短接  
AC for 1 minute, R.H.= 40 ~ 60% R.H. In this test, pins 1&2 are shorted together, and pins 3&4 are shorted together.

2\* 焊接时间为10秒 Soldering time is 10 seconds

## 6. 电气特性(Ta=25°C,除非另有规定)

## Electrical Characteristics(Ta=25°C unless specified otherwise)

参数 Parameter		符号 Symbol	最小值 Min.	规格值 Typ.	最大值 Max.	单位 Unit	条件 Condition	
输入 In put	正向电压 Forward voltage	$V_F$	-	-	1.5	V	$I_F=30mA$	
	反向电流 Reverse current	$I_R$	-	-	10	$\mu A$	$V_R=6V$	
输出 Out put	断态峰值电流 Peak Blocking Current	KLT304X KLT306X KLT308X	-	-	100	nA	$V_{DRM} = \text{Rated } V_{DRM}$ $I_F = 0mA$	
					500			
	峰值导通电压 Peak On-state Voltage		-	-	3	V	$I_{TM}=100mA$ peak, $I_F=\text{Rated } I_{FT}$	
	断态电压临界上升率 Critical Rate of Rise off-state Voltage	KLT304X KLT306X KLT308X	dv/dt	1000	-	-	V/ $\mu s$	$V_{PEAK} = \text{Rated } V_{DRM}$ , $I_F=0mA(\text{Fig.10})$
				600				
	抑制电压 (MT1-MT2 电压高于该电压时器件不会触发) Inhibit Voltage (MT1-MT2 voltage above which device will not trigger)		$V_{INH}$	-	-	20	V	$I_F= \text{Rated } I_{FT}$
抑制状态下的漏电流 Leakage Current in Inhibited State		$I_{DRM2}$	-	-	500	$\mu A$	$I_F= \text{Rated } I_{FT}$ , $V_{DRM}=\text{Rated } V_{DRM}$ , off state	

## • 附注(Notes):

Ta=25°C时的规格值 Typical values at Ta = 25°C

- 传输特性 (Ta=25°C, 除非另有规定)

Transfer Characteristics (Ta=25°C unless specified otherwise)

参数 Parameter		符号 Symbol	最小值 Min.	规格值 Typ.*	最大值 Max.	单位 Unit	条件 Condition
LED触发电流 LED Trigger Current	KLT3041	I <sub>FT</sub>	-	-	15	mA	主端子电压=3V Main terminal Voltage=3V
	KLT3061						
	KLT3081						
	KLT3042		-	-	10		
	KLT3062						
	KLT3082						
	KLT3043		-	-	5		
	KLT3063						
	KLT3083						
保持电流 Holding Current		I <sub>H</sub>	-	280	-	μA	

- 附注(Notes):

Ta=25°C时的规格值 Typical values at Ta = 25°C

## 7. 特性曲线 Characteristic Curves

图1 正向电流与正向电压的关系

Figure 1. Forward Current vs Forward Voltage

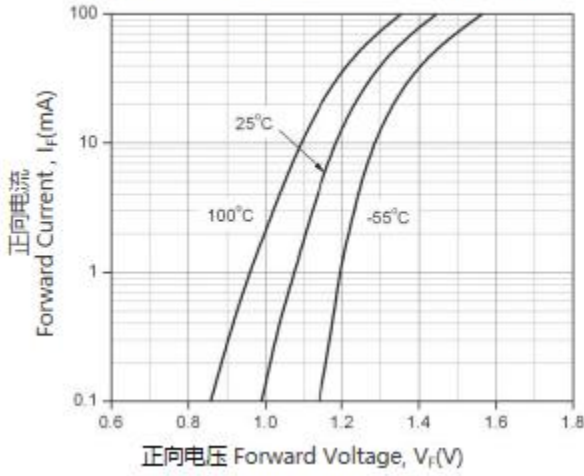


图3. 保持电流 vs 环境温度的关系

Figure 3. Holding Current vs Ambient Temperature

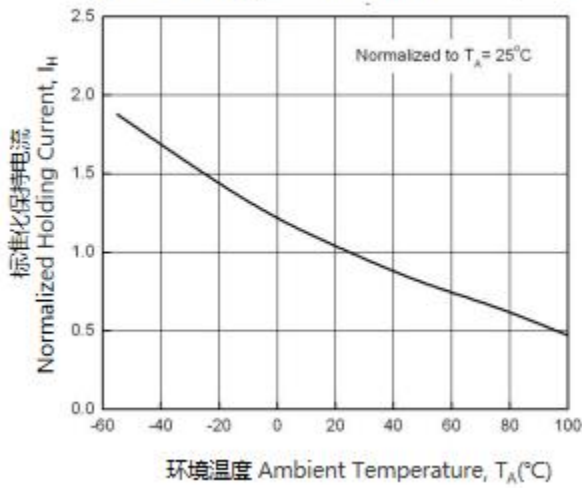


图5. 漏电流 vs 环境温度的关系

Figure 5. Leakage Current vs Ambient Temperature

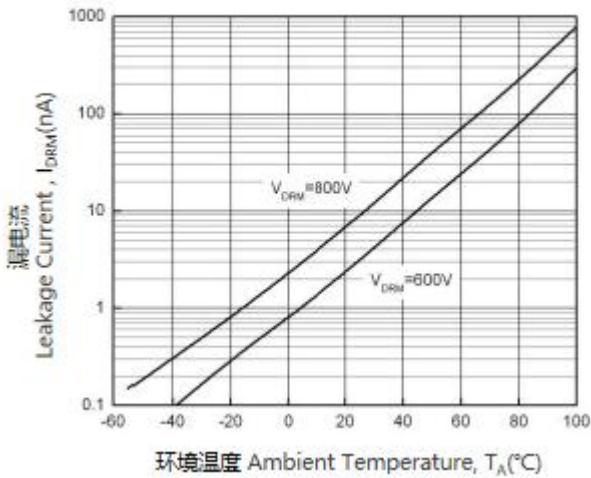


图2. 导通特性

Figure 2. On-State Characteristics

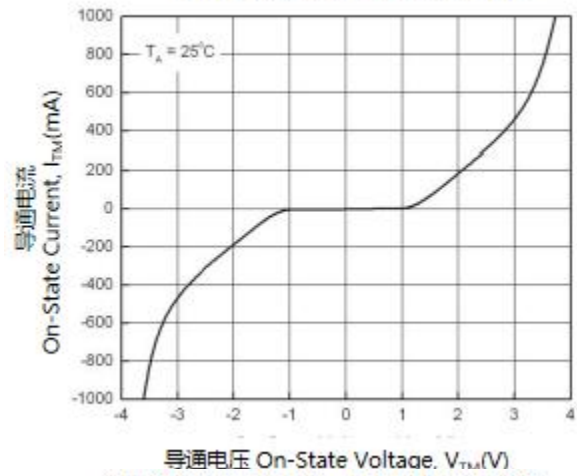


图4. 触发所需LED电流 vs LED脉冲宽度的关系

Figure 4. LED Current Required to Trigger vs LED Pulse Width

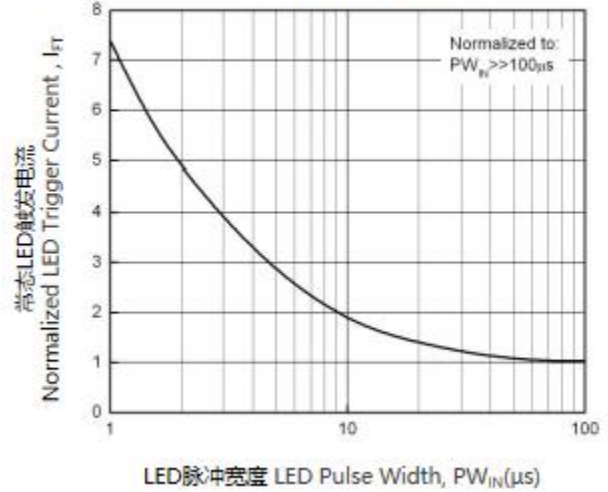


图6. LED触发电流 vs 环境温度的关系

Figure 6. LED Trigger Current vs Ambient Temperature

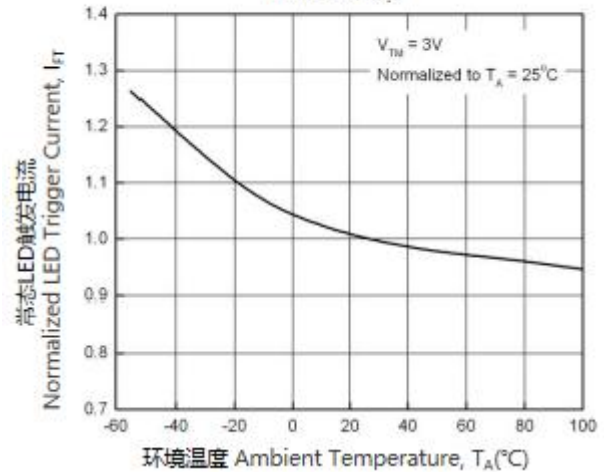


图7. 关闭状态输出端电压 vs 环境温度的关系  
Figure 7. Off-State Output Terminal Voltage vs Ambient Temperature

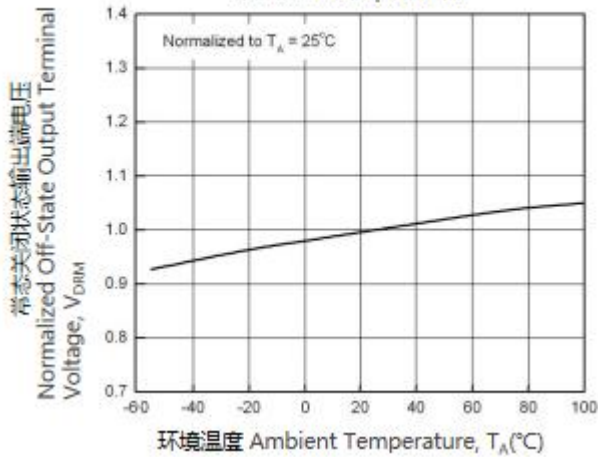


图8. 抑制状态下的漏电流 vs 环境温度的关系  
Figure 8. Leakage Current in Inhibit State vs Ambient Temperature

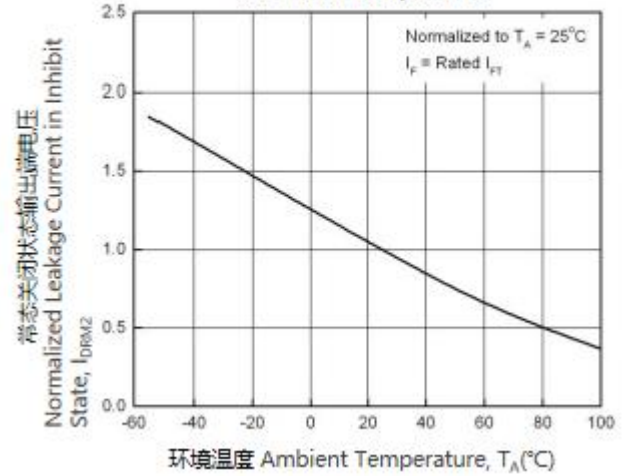


图9. 抑制电压 vs 环境温度的关系  
Figure 9. Inhibit Voltage vs Ambient Temperature

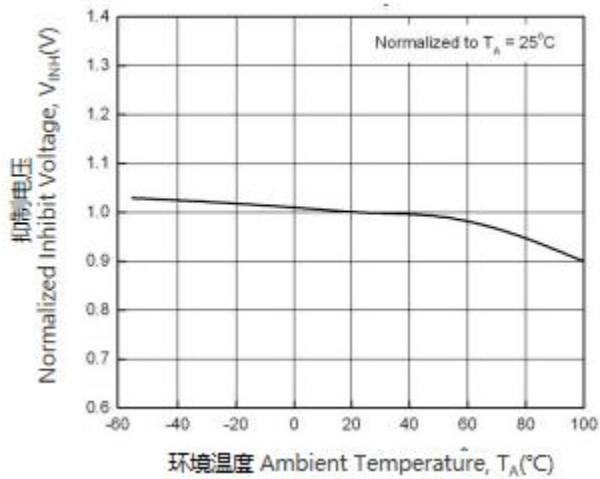
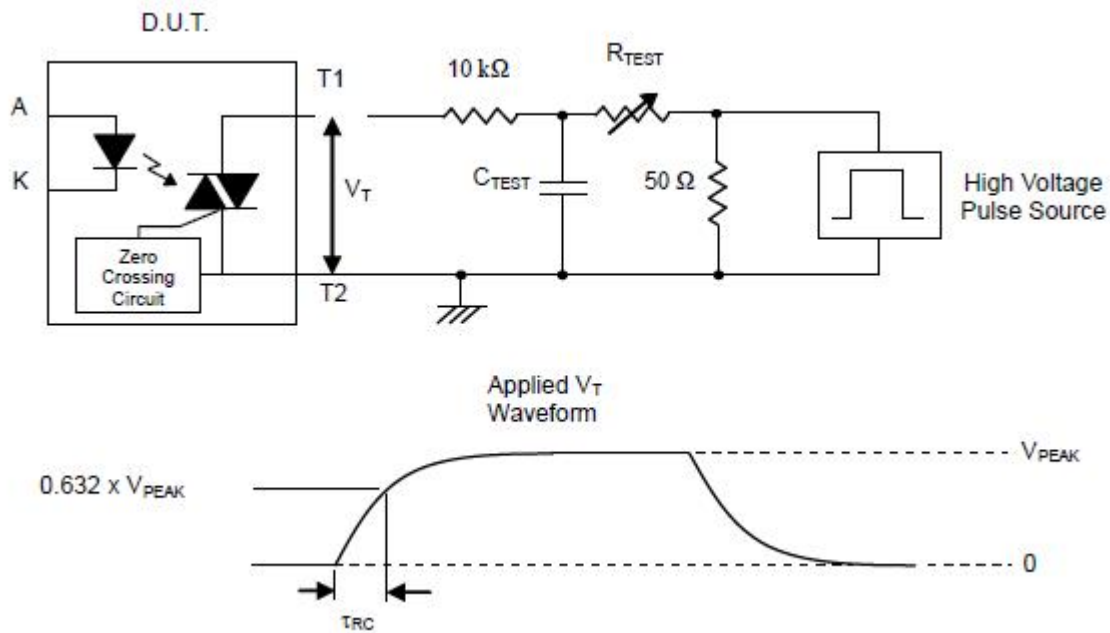


图10. 静态dv/dt测试电流和波形 Static dv/dt Test Circuit &amp; Waveform



#### 测量方法 Measurement Method

高压脉冲设置为所需的 $V_{PEAK}$ 值, 并通过上述RC电路应用于D.U.T输出值, 不应用LED电流, 使用X100范围探头监视波形 $V_T$ , 通过改变 $R_{TEST}$ ,  $dv/dt$ (斜率)增加, 直到DU被观察到触发(波形崩溃)。  $dv/dt$ 随后下降, 直到D.U.T. 停止触发, 此时记录  $\tau_{RC}$ , 计算 $dv/dt=0.632*V_{PEAK}/\tau_{RC}$

The high voltage pulse is set to the required  $V_{PEAK}$  value and applied to the D.U.T. output side through the RC circuit above. LED current is not applied. The waveform  $V_T$  is monitored using a x100 scope probe. By varying  $R_{TEST}$ , the  $dv/dt$  (slope) is increased, until the D.U.T. is observed to trigger (waveform collapses). The  $dv/dt$  is then decreased until the D.U.T. stops triggering. At this point,  $\tau_{RC}$  is recorded and the  $dv/dt$  calculated.  $dv/dt=0.632*V_{PEAK}/\tau_{RC}$

例如, KLT306X系列的 $V_{PEAK}=600V$ ,  $dv/dt$ 值的计算公式如下:

For example,  $V_{PEAK} = 600V$  for KLT306X series. The  $dv/dt$  value is calculated as follows:

$$dv/dt = 0.632 * 600 / \tau_{RC}$$



## 8. 订单信息 Order Information

- 材料编号 Part Number

**KLT304X-Y-Z-V**

or **KLT306X-Y-Z-V**

or **KLT308X-Y-Z-V**

**附注(Notes):**

X = 零件编号(1、2 或 3) Part No. (1, 2 or 3)

Y = 引脚形式选项(S、S1、M 或 无)

Lead form option (S, S1, M or none)

Z = 料带和卷轴选项(TA、TB、TU、TD 或 无)

Tape and reel option (TA, TB, TU, TD or none)

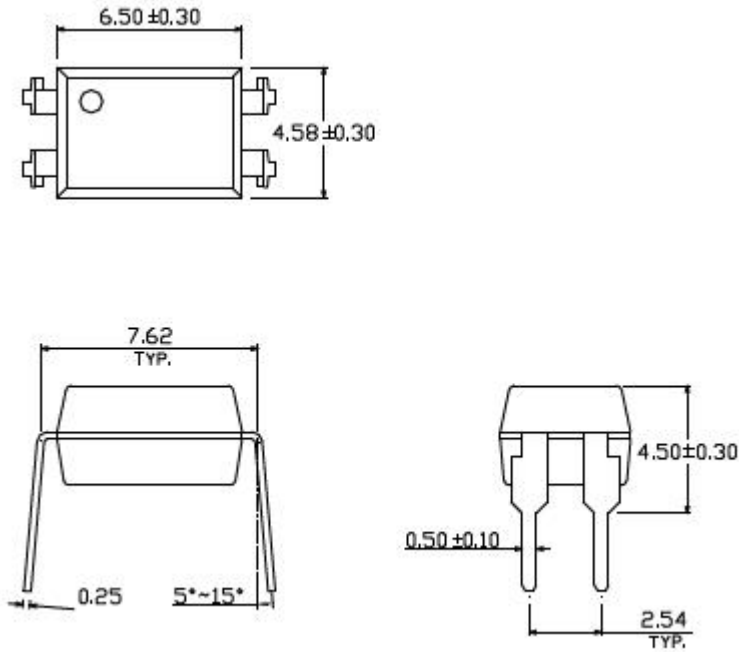
V = 表示VDE标识(客户指定镭射字符才加"V")

VDE (Only add "V" to laser characters specified by the customer)

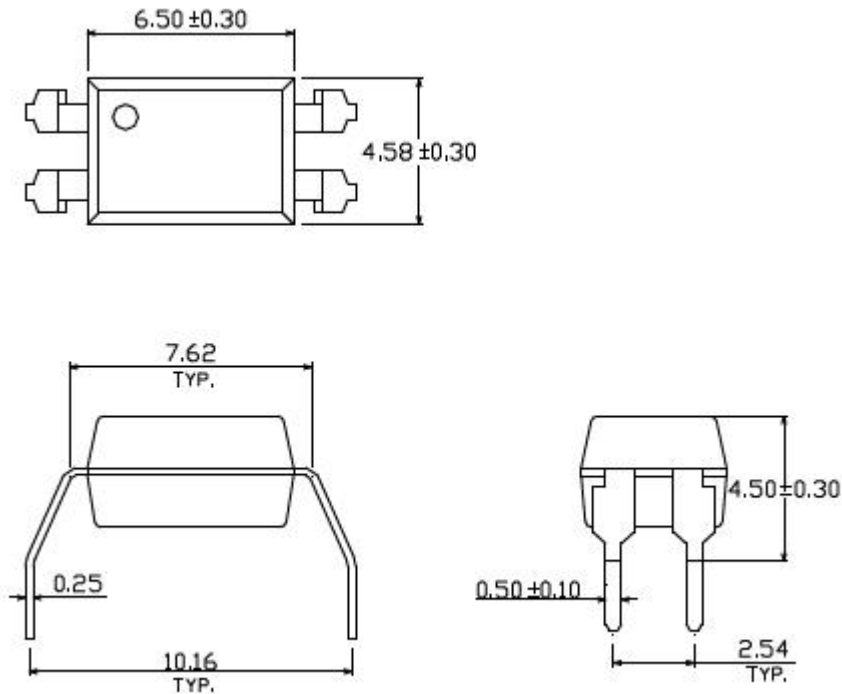
选项 Option	描述 Description	包装数量 Packing quantity
无 None	标准DIP-4 Standard DIP-4	每管100pcs 100 units per tube
M	宽引脚弯曲(0.4英寸间距) Wide lead bend (0.4 inch spacing)	每管100pcs 100 units per tube
S(TA)	表面贴装引线形式+TA载带和卷轴选项 Surface mount lead form + TA tape & reel option	每卷1000pcs 1000 units per reel
S(TB)	表面贴装引线形式+TB载带和卷轴选项 Surface mount lead form + TB tape & reel option	每卷1000pcs 1000 units per reel
S1(TA)	表面贴装引线形式(低剖面)+TA载带和卷轴选项 Surface mount lead form (low profile) + TA tape & reel option	每卷1000pcs 1000 units per reel
S1(TB)	表面贴装引线形式(低剖面)+TB载带和卷轴选项 Surface mount lead form (low profile) + TB tape & reel option	每卷1000pcs 1000 units per reel
S(TU)	表面贴装引线形式+TU载带和卷轴选项 Surface mount lead form + TU tape & reel option	每卷1500pcs 1500 units per reel
S(TD)	表面贴装引线形式+TD载带和卷轴选项 Surface mount lead form + TD tape & reel option	每卷1500pcs 1500 units per reel
S1(TU)	表面贴装引线形式(低剖面)+TU载带和卷轴选项 Surface mount lead form (low profile) + TU tape & reel option	每卷1500pcs 1500 units per reel
S1(TD)	表面贴装引线形式(低剖面)+TD载带和卷轴选项 Surface mount lead form (low profile) + TD tape & reel option	每卷1500pcs 1500 units per reel

**9. 封装尺寸(单位:毫米) Package Drawing(Unit:mm)**

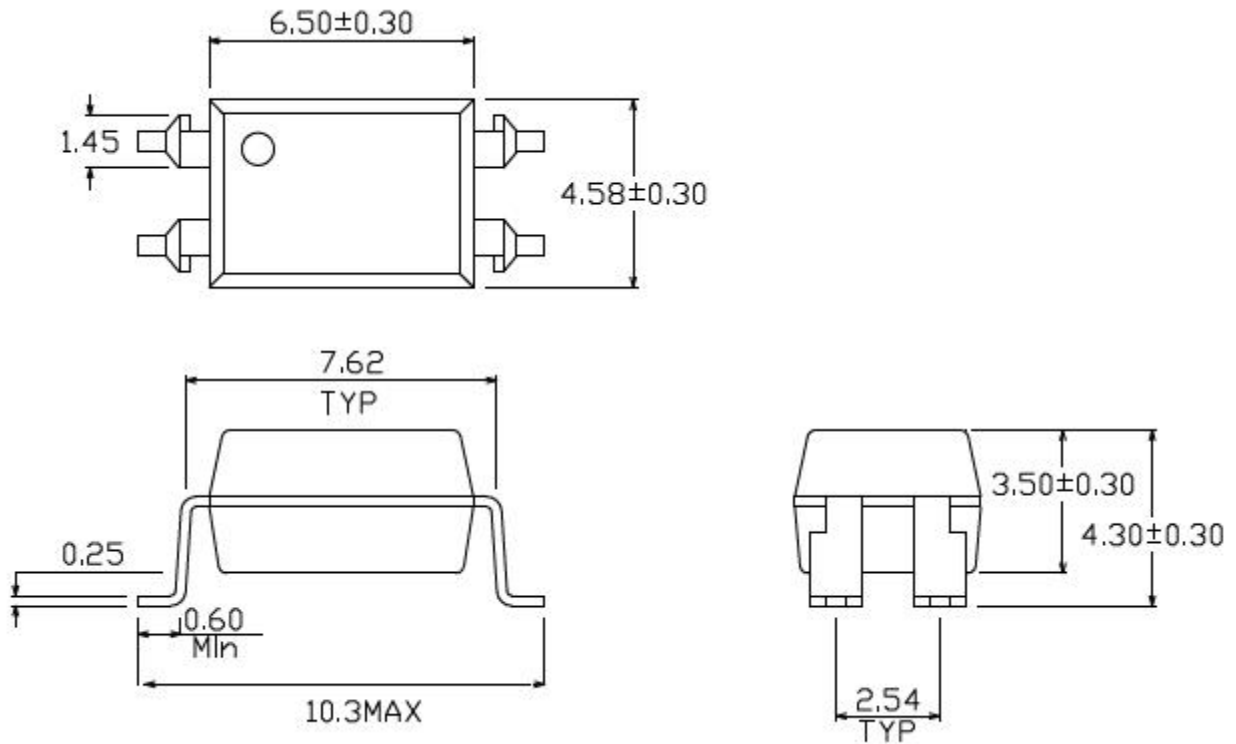
- 标准DIP型号 Standard DIP Type



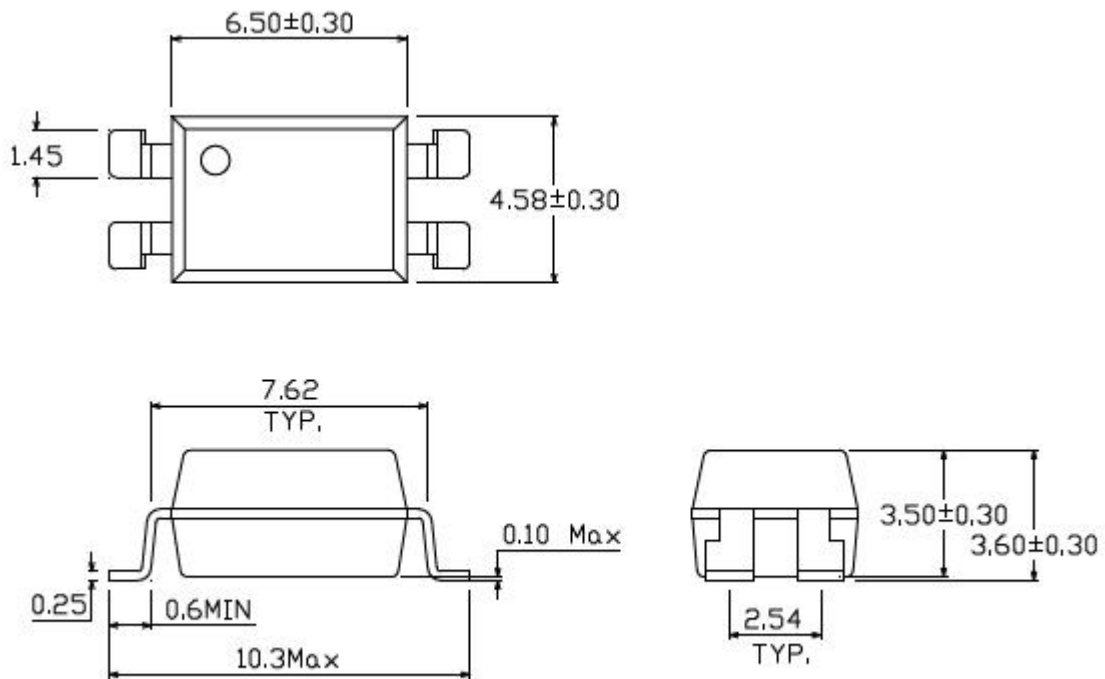
- 选择M型号 Option M Type



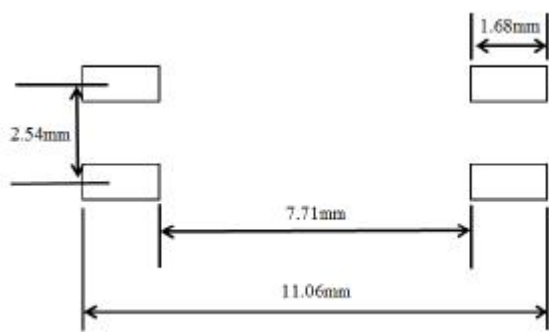
• 选择S型号 Option S Type



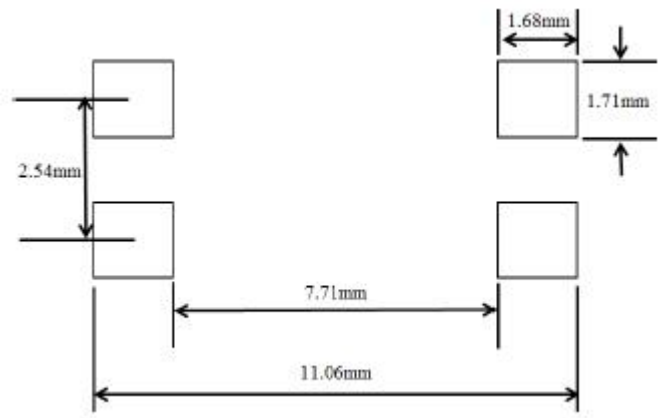
• 选择S1型号 Option S1 Type



选择S型号 Option S Type



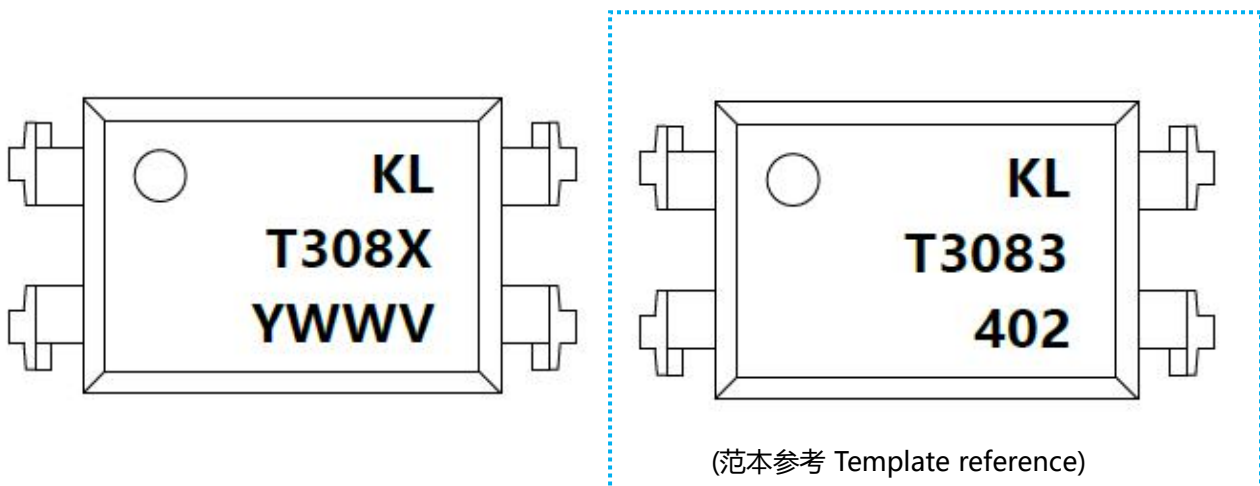
选择S1型号 Option S1 Type



备注 Notes

- a. 建议焊盘尺寸仅供参考 Suggested pad dimension is just for reference only
- b. 请根据个人需要修改焊盘尺寸 Please modify the pad dimension based on individual need

## 10. 设备标记 Device marking



### 附注(Notes):

KL = 表示晶台光电有限公司 Denotes KingLight

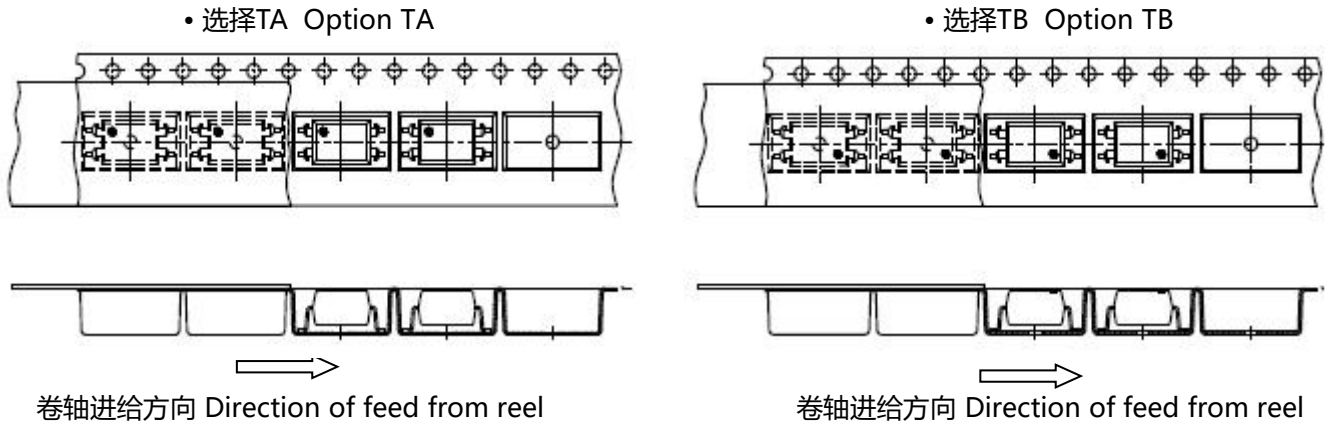
T308X = 表示材料部件号 Denotes Device Part Number  
X表示零件编号(1、2 或 3) Part No. (1, 2 or 3)

Y = 表示1位年份代码Denotes 1 digit Year code

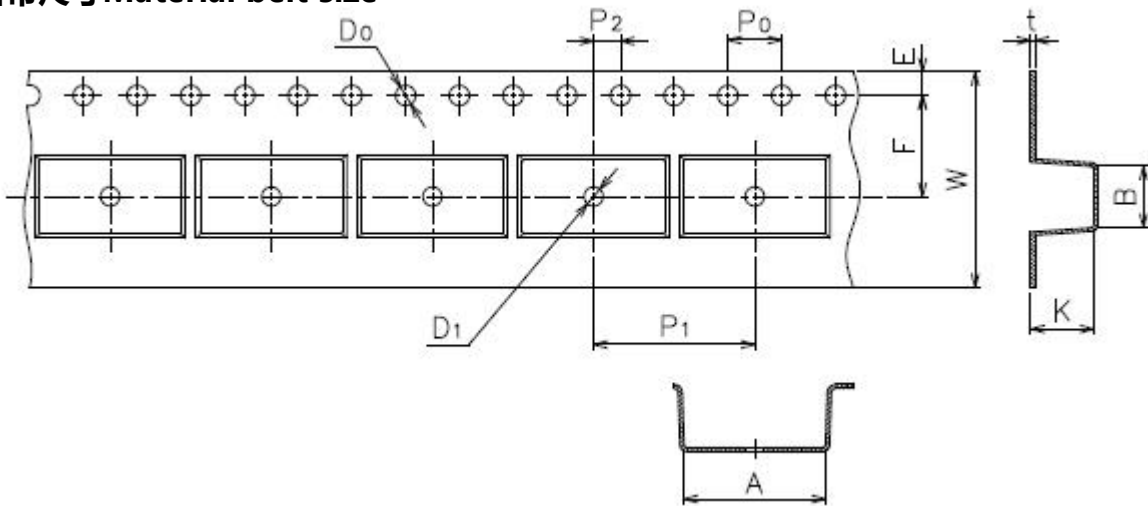
WW = 表示2位周别代码Denotes 2 digit Week code

V = 表示VDE标识(客户指定镭射字符才加"V")  
VDE (Only add "V" to laser characters specified by the customer)

### 11. 料带和卷轴包装规格 Tape & Reel Packing Specifications


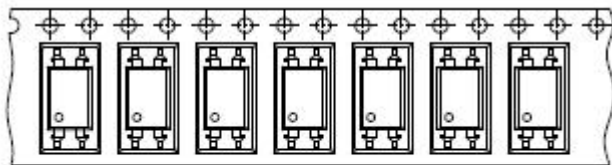


#### 料带尺寸 Material belt size




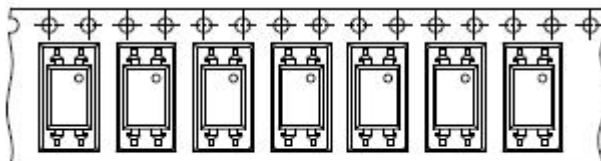
尺寸编号 Dimension No.	A	B	D0	D1	E	F
尺寸S (mm) Dimension S (mm)	10.7±0.1	4.65±0.1	1.5±0.1	1.50±0.1	1.75±0.1	7.5±0.1
尺寸S1 (mm) Dimension S1 (mm)	10.7±0.1	4.65±0.1	1.5±0.1	1.50±0.1	1.75±0.1	7.5±0.1
尺寸编号 Dimension No.	P0	P1	P2	t	W	K
尺寸S (mm) Dimension S (mm)	4.0±0.1	12.0±0.1	2.0±0.1	0.4±0.1	16.0±0.3	4.75±0.1
尺寸S1 (mm) Dimension S1 (mm)	4.0±0.1	12.0±0.1	2.0±0.1	0.4±0.1	16.0±0.3	3.90±0.1

• 选择TD Option TD



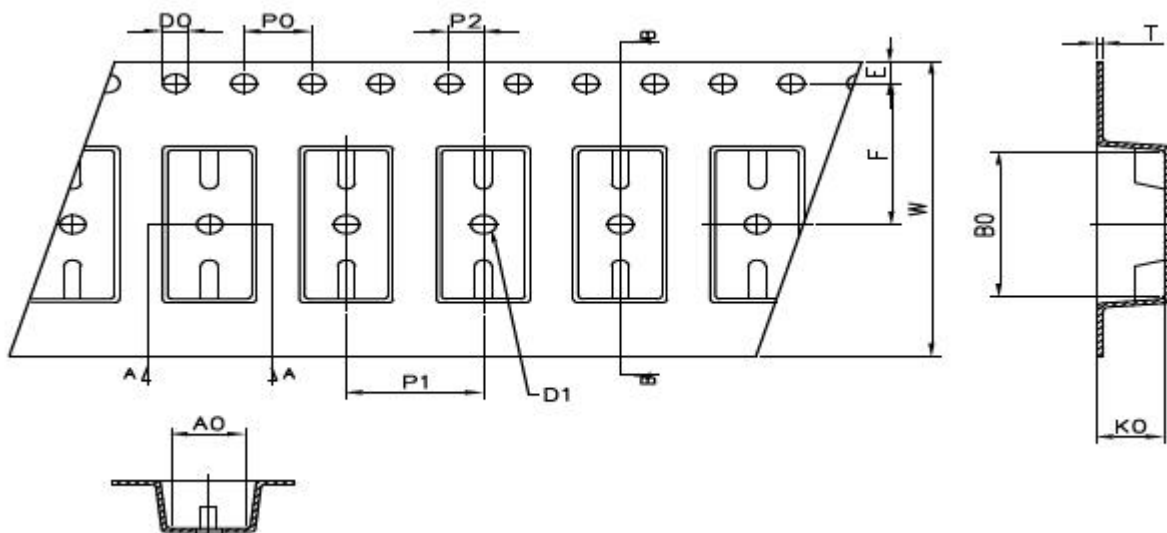
卷轴进给方向 Direction of feed from reel

• 选择TU Option TU



卷轴进给方向 Direction of feed from reel

料带尺寸Material belt size



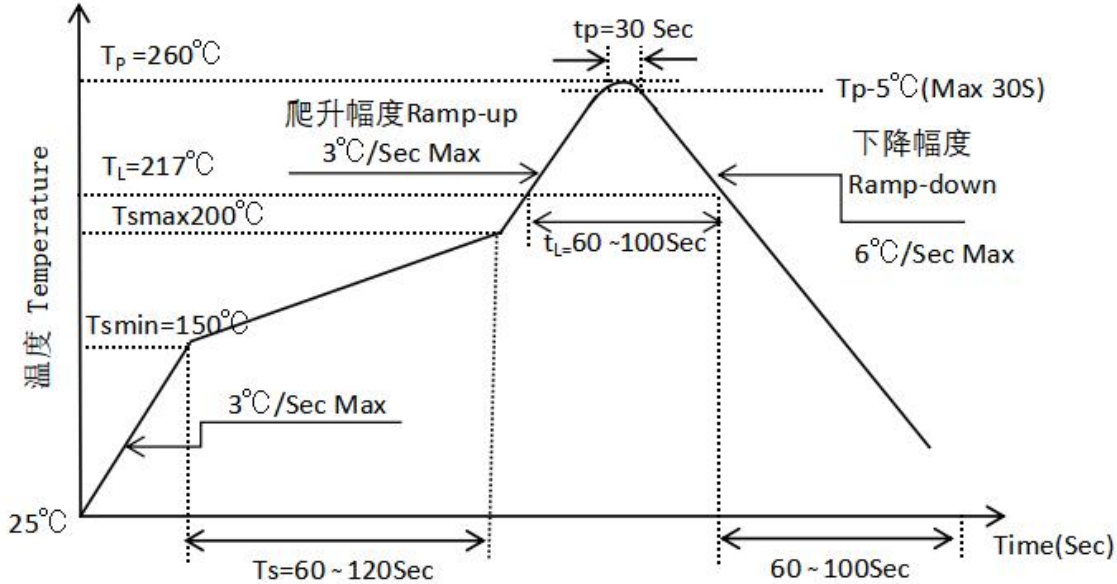
尺寸编号 Dimension No.	A	B0	D0	D1	E	F
尺寸S、S1 (mm) Dimension S, S1 (mm)	4.90±0.1	10.40±0.1	1.5±0.1	1.50±0.1	1.75±0.1	7.50±0.1
尺寸编号 Dimension No.	P0	P1	P2	t	W	K0
尺寸S、S1 (mm) Dimension S, S1 (mm)	4.00±0.1	8.00±0.1	2.00±0.1	0.40±0.1	16.00±0.3	4.60±0.1

## 12. 焊接温度曲线 Temperature Profile Of Soldering

### • 回流焊温度曲线 Reflow soldering

建议在下面所示的温度和时间分布条件下, 进行一次回流焊作业, 不得超过三次

One time soldering reflow is recommended within the condition of temperature and time profile shown below. Do not solder more than three times.



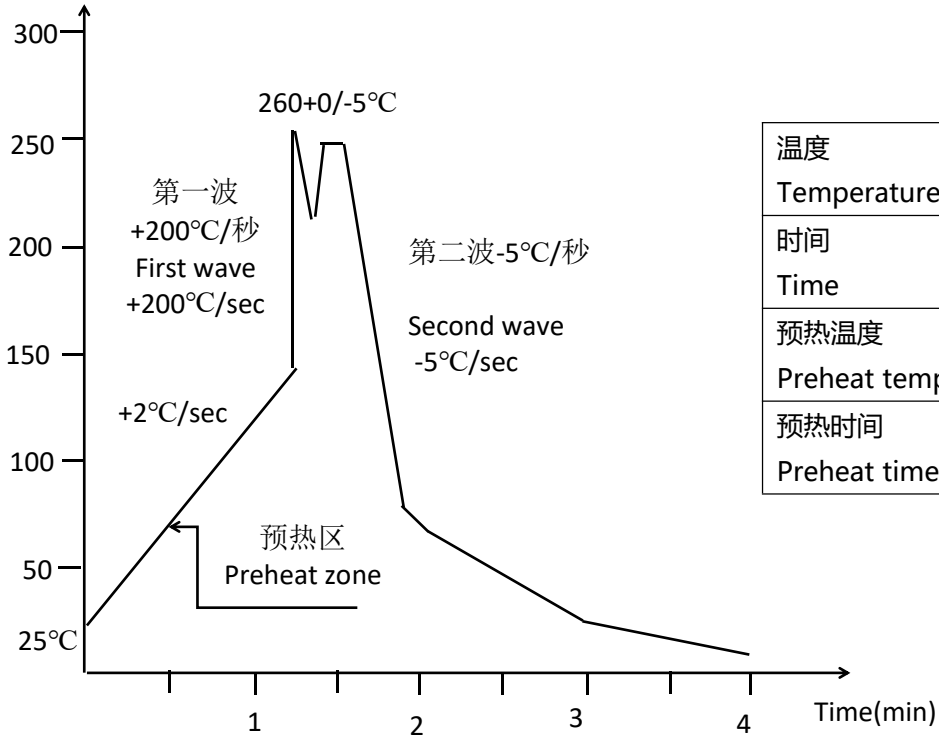
项目 Item	符号 Symbol	最小值 Min.	最大值 Max.	单位 Unit
预热温度 Preheat Temperature	$T_s$	150	200	°C
预热时间 Preheat Time	$t_s$	60	120	s
升温速率 Ramp-Up Rate ( $T_L$ to $T_p$ )	-	-	3	°C/s
液相线温度 Liquidus Temperature	$T_L$	217		°C
高于液相线温度( $T_L$ )的时间 Time above Liquidus Temperature $T_L$	$t_L$	60	100	s
峰值温度 Peak Temperature	$T_p$	-	260	°C
$T_c$ 在( $T_p-5$ )和 $T_p$ 之间的时间 Time During Which $T_c$ Is Between ( $T_p-5$ ) and $T_p$	$t_p$	-	30	s
降温速率 Ramp-down Rate( $T_p$ to $T_L$ )	-	-	6	°C/s



### • 波峰焊温度曲线 Wave Soldering

温度条件下, 建议一次焊接

One time soldering is recommended within the condition of temperature



温度 Temperature	260°C+0/-5°C
时间 Time	10秒 10S
预热温度 Preheat temperature	25至140°C 25 to 140°C
预热时间 Preheat time	30至80秒 30 to 80 S